

PicoCell 698-960MHz/1710-2690MHz 65° 16dBi/18 dBi 2-12°/2-12° Integrated RET Antenna

PIC65D0727A4-1617-I

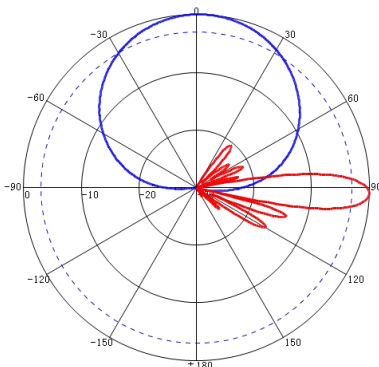
Electrical specifications

Frequency Range (MHz)	698-960		1710-2690		
	698-896	870-960	1710-2200	2200-2500	2490-2690
Polarization	±45°				
Gain (dBi)	15.5±0.5	16±0.5	16.5±0.5	17.5±0.3	17.5±0.3
Electrical Downtilt (°)	2-12		2-12		
Horizontal Power Beam Width (°)	65±4	62±4	65±5	63±5	63±3
Vertical Power Beam Width (°)	11±1	9.5±01	9±1	7.5±0.8	6.8±0.5
1st Upper Sidelobe Suppression(dB)	≥15				
Front-to-Back Ratio (dB)	≥25				
Cross-Polar Discrimination (dB)	≥15(±60°≥8)				
Isolation (dB)	≥28				
Impedance (Ω)	50				
VSWR	≤1.5				
Intermodulation IM3 (2×43dBm carrier)	≤-107dBm				
Maximum Power (W)	250				
Ground Protection	DC Grounding				

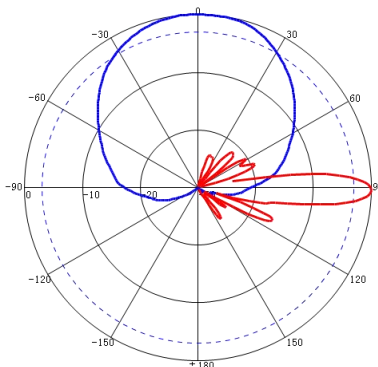
Mechanical specifications

Connector	4*7/16 Female
Connector Position	Bottom
Height/Width/Depth (mm)	1980*320*140
Packing Size (mm)	2210*410*265
Antenna Weight (kg)	17.6
Bracket Weight(kg)	4
Radome Material and Color	Fiberglass/Gray
Mechanical Tilt (°)	0-12
Operating Temperature (°C)	-40-60
Rated Wind Velocity (m/s)	60
Suitable Pole Diameter (mm)	Φ50-Φ115
Mounting Kit	JM-900DZA
RET Type	Integrated motor, replaceable

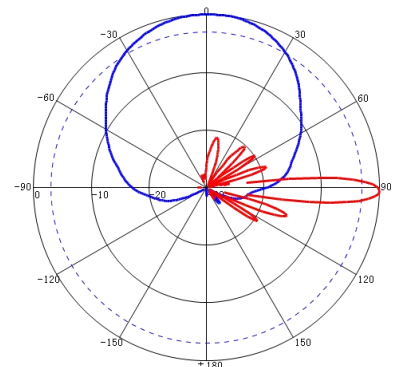
698-960MHz: ±45° Pol.



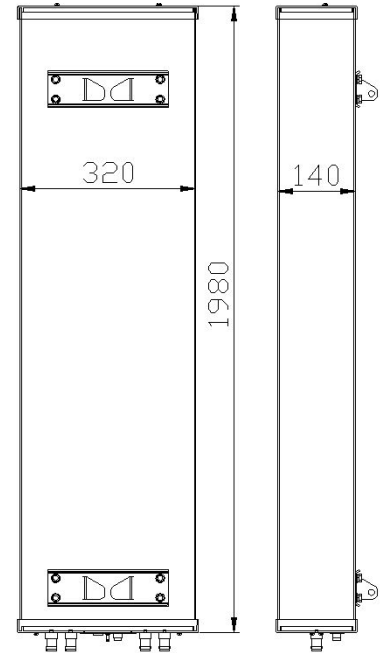

1710-2500MHz: ±45° Pol.



2490-2690MHz: ±45° Pol.



PicoCell 698-960MHz/1710-2690MHz 65° 16dBi/18 dBi 2-12°/2-12° Integrated RET Antenna



Installation Sketch

Step1: ① Install the M10 bolt and u-shape clamp on the upper and lower brackets of the antenna and pre-tighten the M10 nuts.
② Fastening the brackets to the back of antenna with M10 bolt, torquing the nut to 25N·m.

Step2: Tightening the scale to the upper bracket with the M6 nut, fix the scale to 0 degree position, torquing the nut to 8N·m. (Above steps must be completed under the tower before installing the antenna).

Step3: Installing the antenna vertically to the support pole using M10 bolt, torquing the nut to 25N·m.

Step4: Loosening the scale fixing nut on the upper bracket, adjusting the mechanical downtilt angle of antenna to the suitable angle based on the scale display, then tightening the scale and all the nuts on the bracket.